

## AUTOMOTIVE AND TRANSPORTATION

# Hymer

Recreational vehicle manufacturer digitalizes concept of camper van

### Products

Solid Edge, Teamcenter

### Business challenges

Design leading RVs

Create and verify complex and innovative designs

Present vehicles under development

Use CAD data in sales and assembly documentation

### Keys to success

Build complete digital twin of vehicles

Use Solid Edge for 3D product design

Create life-like renderings for marketing and sales

Use VR for configuration and worker assistance

### Results

Fully digitalized creation of concept camper van

Reduced physical mockups and prototypes by 80 percent

Consolidated design data for verification in minutes versus days

Reduced variant derivation time by 65 percent

### Hymer uses Solid Edge and Teamcenter solutions to reduce physical prototypes of caravans and motorhomes by 80 percent

#### Freedom and comfort combined

Camping has been a popular outdoor recreational activity and a mode of accommodation for decades. In many countries, it is a substantial contributor to the tourism industry. The activity offers some of the most affordable lodging options. According to the Statista platform, about seven percent of all tourists visiting Germany in 2020 preferred camping over hotel accommodation. As the use of tents has significantly decreased over the past decades, recreational vehicles (RV) such as caravan trailers and motorhomes have

become more popular. They provide campers with home-level comfort such as living areas, kitchen facilities and bathrooms.

Located in the spa town of Bad Waldsee in Southern Germany, Hymer GmbH & Co KG (Hymer) is among the pioneers of RVs. The company produced its first caravan trailer in 1957, followed by the first German motorhome in 1961. Hymer has become a household name emblematic for an entire vehicle category in Europe. The company is part of the Erwin Hymer Group and also designs and manufactures trailers under the Eriba brand. The Erwin Hymer Group belongs to the Thor Industries family of companies, uniting the vast majority of European and North American RV manufacturers.



Hymer engineers designed the VisionVenture concept camper van by weaving a digital thread along the entire product creation process. All images courtesy of Hymer.

“Workers were enthusiastic about the dynamic assembly instructions using 3D models. They particularly liked the ability to turn models to better see things often hidden in drawings.”

Stefan Ziegler  
Head of Industrialization R&D  
Hymer



Hymer engineers in all European locations use Solid Edge for CAD.

Hymer has become an innovation and technology leader in the motorhome segment, combining innovation with Swabian virtues such as attention to detail and quality and made in Germany workmanship standards. “The five centimeters (two-inch) side walls combining aluminum skins on closed-cell PU provide insulation comparable to 80 centimeters (2 feet and 7 inches) of brick wall,” states Frank Heinrichsen, marketing manager at Hymer.

#### Fully digitalized product creation


Hymer engineers designed the VisionVenture, a concept camper van, by weaving a digital thread along the entire product design process. As in all their designs, they created a comprehensive digital twin of the vehicle using software from the Siemens Xcelerator portfolio,

the comprehensive and integrated portfolio of software, hardware and services.

For computer-aided design (CAD), Hymer engineers in all European locations use Solid Edge® software. For VisionVenture, they imported models that an external industrial designer had created using NX™ software. “Solid Edge has a supportive user interface, so it is easy to learn; new colleagues only require minimal training,” says Stefan Ziegler, head of industrialization research and development (R&D) at Hymer. “At the same time, this 3D CAD software has everything we need to create a comprehensive digital twin of the vehicles, including powerful tubing capabilities.” In Hymer camper vans, fluid tubing and electrical harnesses play a key role. For designing and routing those, they rely on the Solid Edge Xpress Route 3D routing application.

“ Virtual prototyping helped us reduce physical mockups and prototypes by 80 percent.”

Frank Heinrichsen  
Marketing Manager  
Hymer



**“Using PMI has turned deriving individual variants into configuration. It has reduced the time required by 65 percent.”**

Stefan Ziegler  
 Head of Industrialization R&D  
 Hymer

The design engineers use the FEM capabilities of Solid Edge to verify the structural integrity of their designs for everyday basic verifications and outsource more in-depth stress analyses to a specialized internal department in EHG (The Team Technology; TTT) using Simcenter 3D.

The design engineers verify the structural integrity of our designs using finite element modeling (FEM) analyses. For everyday basic verifications, they use the capabilities of Solid Edge. More in-depth stress analyses are outsourced to The Team Technology (TTT), an automotive lightweight construction department in the Erwin Hymer group. They use Simcenter™ 3D software for FEM analyses. This two-stage verification process establishes a knowledge gain during the early phases of product design, reducing the number of physical prototypes required.

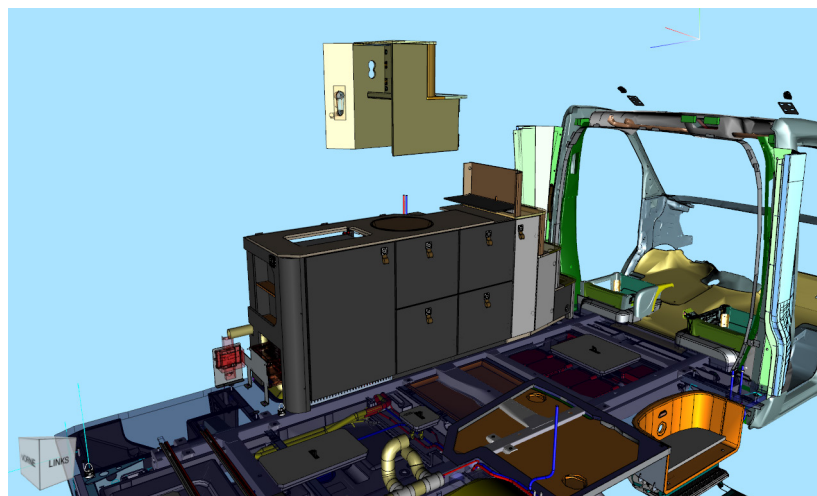
Teamcenter VR uses the JT™ file format in viewing and analyzing 3D designs. Importing design data from Solid Edge does not require any data preparation or conversion because the geometry information is received in the JT data format.

Hymer engineers generally use the JT data format for all exchange of geometry data between different software products. For many purposes, most of the information carried in native CAD data is not required. In most cases, geometry information is all

### Virtual prototyping

Hymer uses Teamcenter® software to build prototypes of their vehicles in virtual reality (VR). Teamcenter visualization concept capabilities are provided as an add-on to the Teamcenter lifecycle visualization suite. The caravan experts import the digital twin created using Solid Edge and build digital mockups of the entire vehicle or a part of it to detect and resolve issues.

Ergonomic design verification is vital and using VR gear is an easy way to reveal if the solutions designed are practical. “By using the digital mockup capabilities of Teamcenter visualization, we can identify and resolve issues before they become costly problems,” says Heinrichsen. “Virtual prototyping helped us reduce physical mockups and prototypes by 80 percent.”



Hymer engineers use Rapid Author for Teamcenter to create electronic instructions for assembly lines.

# // Using the JT data format, we can import and consolidate geometry data in minutes versus days."

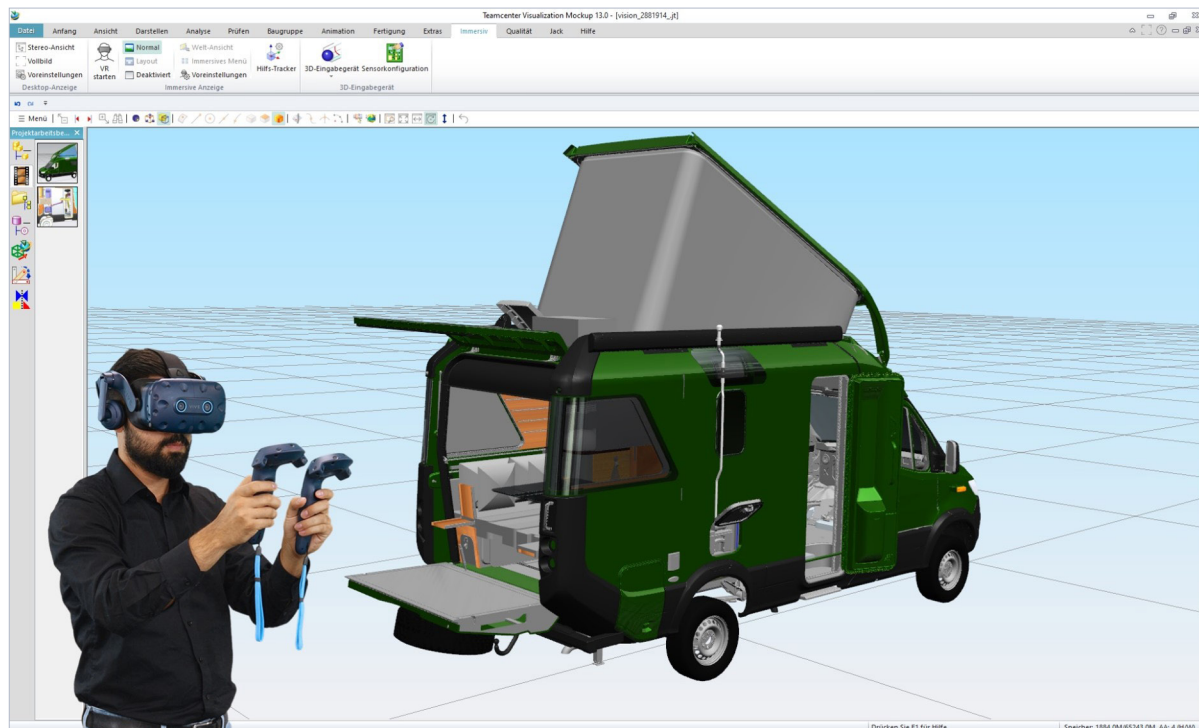
Stefan Ziegler  
Head of Industrialization R&D  
Hymer

that is needed and historical data would merely be a ballast. "We do not need three days for data translation and cleansing anymore," explains Ziegler. "Using the JT data format, we can import and consolidate geometry data in minutes versus days, even if they originate from different software systems." This is frequently needed when bringing together Hymer's mechanical and wire harness designs created using different software products in one model using Teamcenter Visualization.

Additionally, using JT for model data exchange does not require users to be equipped with CAD software to view 3D designs using the free JT2Go viewer. This eases collaboration with suppliers and external partners based on rich design data.

## One digital twin, many uses

Hymer engineers use Rapid Author for Teamcenter (formerly known as Cortona 3D) to create all documentation. They benefit from its work instruction component to create electronic instructions for assembly lines.



Hymer reduced physical mockups and prototypes by 80 percent by using the digital mockup capabilities of Teamcenter Visualization for design verification.

## Solutions/Services

Solid Edge  
solidedge.siemens.com  
Teamcenter  
siemens.com/teamcenter

## Customer's primary business

Hymer GmbH & Co KG is in the Erwin Hymer Group, which is part of Thor Industries, one of the biggest manufacturers of recreational vehicles in Europe and North America. With its brands Hymer and Eriba, the company is a premium motorhome and caravan manufacturer.  
www.hymer.com/en

## Customer location

Bad Waldsee  
Germany

## Solutions partner

ISAP AG  
www.isap.de

"Workers were enthusiastic about the dynamic assembly instructions using 3D models," says Ziegler. "They particularly liked the ability to turn models to better see things often hidden in drawings."

This also helped accelerate onboarding and training new employees in production. In engineering, Siemens' solution partner ISAP AG supports Hymer with software training. For marketing and sales, Hymer engineers create life-like and often animated renderings. These are also based on 3D model data from Solid Edge in the JT data format.

These effects are even stronger if there is only one digital twin, even if a product comes in numerous variations, as Hymer caravans and motorhomes usually do. "Everything we create starts out as a 150 percent model that must be reduced to a 100 percent model to

fit individual requirements," says Heinrichsen. Hymer engineers have recently started enriching their models with product and manufacturing information (PMI). "Using PMI has turned deriving individual variants into configuration," Ziegler confirms. "It has reduced the time required by 65 percent."

Using the digital twin created in Solid Edge as the single source of truth for all these purposes enables all data to be both ubiquitous and associative. This allowed Hymer to eliminate distributed information silos and some notorious sources of error associated with this data separation. Additionally, after modifications, everyone involved can immediately resume work on the basis of valid, up-to-date information.



Hymer engineers create life-like and often animated renderings for sales and marketing based on 3D model data from Solid Edge.

Users that are not equipped with CAD software can view 3D designs by using the free JT2Go viewer. This eases collaboration with suppliers and external partners based on rich design data.

## Siemens Digital Industries Software

Americas 1 800 498 5351  
Europe 00 800 70002222  
Asia-Pacific 001 800 03061910  
For additional numbers, click [here](#).

[siemens.com/software](https://www.siemens.com/software)

© 2022 Siemens. A list of relevant Siemens trademarks can be found [here](#). Other trademarks belong to their respective owners.  
84553-D4 8/22 A